

2.7



**Government College of Education
Akola**



Student Satisfaction Survey

2020-21

Questionnaire

Government College of Education, Akola has designed the online questionnaire (google form) to access the institutions overall performance including three criterions:

- i) infrastructure facilities,
- ii) teaching- learning and evaluation process
- iii) extracurricular activities

Guidelines for students :

College is conducting a student satisfaction survey regarding the above mentioned tree criterion, which will help to upgrade the quality of higher education. A student will have to respond all question. His/her identity will not be revealed.

Instructions to fill the questionnaire

1. All Questions should be compulsorily attempted.
2. Each questions has five responses, choose the most appropriate one.
3. Each students response will be rated on 5 point scale (1- excellent ,2-very good, 3-good, 4-average, 5-poor)

Personal details:

1. Name of the students:-----
2. Gender :-----
3. Mobile no. :-----
4. E-mail address :-----

Questions:

1. Availability and use of Wi-Fi connection in college campus
a) Excellent b) Very Good c) Good d) Average e)Poor
2. Availability of required books in college library
a) Excellent b) Very Good c) Good d) Average e) Poor
3. Reading space/ study space in library study room
a) Excellent b) Very Good c) Good d) Average e) Poor
4. Cataloguing and arrangements of books in library
a) Excellent b) Very Good c) Good d) Average e) Poor

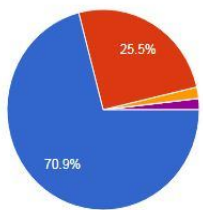
5. Behavioral nature (co-operative) of college staff
a)Excellent b) Very Good c) Good d) Average e)Poor
6. Your grievances addressed properly when approached to principal/ administrative office
a) Excellent b) Very Good c) Good d) Average e) Poor
7. Working of placement cell in the college
a) Excellent b) Very Good c) Good d) Average e) Poor
8. Cleanliness of classroom
a) Excellent b) Very Good c) Good d) Average e) Poor
9. Interaction between student and professor
a) Excellent b) Very Good c) Good d) Average e) Poor
10. Preparation of the teacher for the class
a) Excellent b) Very Good c) Good d) Average e)Poor
11. Teacher's approach to teaching can be describe as
a) Excellent b) Very Good c) Good d) Average e)Poor
12. Teachers illustrate the concepts through examples and applications
a) Every time b) Usually c) Occasionally d) Rarely e)Never
13. The institute take active interest in promoting internship programme
a) Regularly b) Often c) Sometimes d) Rarely e)Never
14. Efforts made by the institute to inculcate soft skills and employability skills to make you ready for the teacher work.
a) To a large extent b) Moderate c) Somewhat d) Very little e) Not at all
15. Overall quality of the teacher- training program in your college is very good
a) Strongly Agree b) Agree c) Neutral d) Disagree e) Strongly disagree.
16. Percentage of Teacher use ICT tools for teaching such as LCD projector, Multimedia etc.
a) Above 90% b) 70-89% c) 50-69% d) 30-49% e) below 29%
17. Teacher encourage you to participate extracurricular activities
a) Strongly Agree b) Agree c) Neutral d) Disagree e) Strongly disagree.
18. Teacher are able to identify your weaknesses and help you to overcome them
a) Every time b) Usually c) Sometimes d) Rarely d) Never

19. Fairness of the internal evaluation process by the teacher
 a) Always Fair b) Usually Fair c) Sometimes Unfair d) Usually Unfair e) Unfair
20. Was your performance in assignment discussed with you
 a) Every time b) Usually c) Sometimes d) Rarely d) Never
21. How often do you usually participate in extracurricular activities
 a) Every time b) Usually c) Sometimes d) Rarely d) Never
22. How much of the syllabus was covered in the class
 a) 85 to 100% b) 65 to 84% c) 45 to 59% d) 25 to 39% d) below 25 %
23. Capacity building activities like communication skill and personality development courses, seminars, guest lectures etc. organized in the college.
 a) Regularly b) Often c) Sometimes d) Rarely d) Never
24. What is your main Purpose to attend these activities
 a) Can't say b) Just for Entertainment c) to enhance the self confidence d) broaden the knowledge
25. Rating of the College work
 a) Excellent b) Good c) Satisfactory
26. Give three suggestions to improve the overall teaching-learning experiences
 1.
 2.
 3.

Report on SSS survey:

The data was collected using questionnaire of 26 questions on i) infrastructure facility, ii) teaching, learning and evaluation process, iii) extracurricular activity/ Practical's.

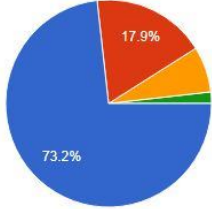
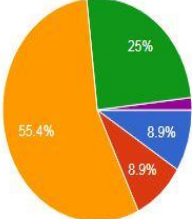
Each variable was to be evaluating on a Five Point Scale, where 5 represent higher score and 1 represent lower score. The analysis has been done using statistical tools Mean and graphs.

Sr. No.	Variable	Questions	Mean	Rating Scale percentage : PAI DIGRAMME
1	Feed back on College	1. Overall Quality of the teacher-training Programme in your College is very good	3.86	 <ul style="list-style-type: none"> ● Strongly agree ● Agree ● Neutral ● Disagree ● Stronglee Disagree

		2. Rating of the college work	4.69	<ul style="list-style-type: none"> ● Excellent ● Good ● Satisfactory
2	Infrastructure Facilities	1. Availability and use of Wi-Fi connection in college campus	3.43	<ul style="list-style-type: none"> ● Excellent ● Very good ● Good ● Average ● Poor
		2. Availability of require books in library	4.21	<ul style="list-style-type: none"> ● Excellent ● Very Good ● Good ● Average ● Poor
		3. Reading space/ study space in library study room	4.38	<ul style="list-style-type: none"> ● Excellent ● Very Good ● Good ● Average ● Poor
		4. Catalogium and arrangement of books in library	4.22	<ul style="list-style-type: none"> ● Excellent ● Very Good ● Good ● Average ● Poor
		5. Cleanliness of classroom	4.22	<ul style="list-style-type: none"> ● Excellent ● Very Good ● Good ● Average ● Poor
3	Administrative support	1. Behavioral nature of College Staff	4.57	<ul style="list-style-type: none"> ● Excellent ● very Good ● Good ● Average ● Poor
		2. Your grievance addressed properly when approached to principal/ administrative office	4.24	<ul style="list-style-type: none"> ● Excellent ● Very Good ● Good ● Average ● Poor

		3. Working of placement cell in college	3.88	<ul style="list-style-type: none"> ● Excellent ● very Good ● Good ● Average ● Poor
4	Teaching, Learning and Evaluation	1. Interaction between student and Professor	4.48	<ul style="list-style-type: none"> ● Excellent ● Very Good ● Good ● Average ● Poor
		2. Preparation of the teacher for the class	4.60	<ul style="list-style-type: none"> ● Excellent ● Very Good ● Good ● Average ● Poor
		3. Teacher's approach to teaching can be describe as	4.48	<ul style="list-style-type: none"> ● Excellent ● Very Good ● Good ● Average ● Poor
		4. Teachers illustrate the concepts through examples and applications	4.60	<ul style="list-style-type: none"> ● Every time ● Usually ● Occasionally ● Rarely ● Never
		5. Percentage of teacher use ICT tools for teaching	4.43	<ul style="list-style-type: none"> ● above 90% ● 70-89% ● 50-69% ● 30-49% ● below 29%
		6. Teacher are able to identify your weaknesses and help you to overcome them	4.59	<ul style="list-style-type: none"> ● Every time ● Usually ● Sometimes ● Rarely ● Never
		7. Fairness of the internal evaluation process by the teacher	4.55	<ul style="list-style-type: none"> ● Always Fair ● Usually Fair ● Sometimes Unfair ● Usually Unfair ● Unfair

		8. Was your performance in assignment discussed with you	4.45	<ul style="list-style-type: none"> ● Every time ● Usually ● Sometimes ● Rarely ● Never
		9. How much of the syllabus was covered in the class	4.63	<ul style="list-style-type: none"> ● 85 to 100% ● 65 to 84% ● 45 to 59% ● 25 to 39% ● below 25%
5	Extra curricular Activities/ Practical	1. The institute take active interest in promoting internship programme	4.84	<ul style="list-style-type: none"> ● Regularly ● often ● Sometimes ● Very little ● Not at all
		2. Efforts made by the institute to inculcate soft skills and employability skills to make you ready for the teacher work	4.43	<ul style="list-style-type: none"> ● To a large Extent ● moerate ● Sometimes ● very little ● Not at all
		3. Teacher encourage you to participate extracurricular activities	4.63	<ul style="list-style-type: none"> ● Strongly agree ● Agree ● Neutral ● Disagree ● Strongly Disagree
		4. How do you usually participate in extracurricular activities	4.30	<ul style="list-style-type: none"> ● Every time ● Usually ● Sometimes ● Rarely ● Never

		<p>5. Capacity building activities like communication skill and personality development courses, seminar, guest lectures, etc. organize in the college.</p>	4.62	 <p>Legend: Regularly (Blue), Often (Red), Sometimes (Yellow), Rarely (Green), Never (Purple)</p>
		<p>6. What is your main purpose to attend these activities</p>		 <p>Legend: Can't say (Blue), Just for Entertainment (Red), To enhance the self confidence (Yellow), broaden the knowledge (Green), Option 5 (Purple)</p>

Findings:

1. Student expressed very high level of satisfaction about college work.
2. Student expressed very high level of satisfaction for Internship programme organize by college.
3. Student expressed very high level of satisfaction for Infrastructure, Library, and Co-Curricular Activities.
4. Student expressed very high level of satisfaction for Teaching, Learning and Evaluation process adopt by college.
5. Most of the students appreciate for effort made by the college to inculcate soft skills and employability skills in students.
6. Most of the students expressed above average satisfaction for all questions.
7. Most of the student express about Very good attachment Of the teacher to every students.
8. Most of the students appreciate for Conducting maximum classes of ICT related graphical presentation of ppt. by teacher.
9. Most of the students appreciate for Very good cooperation and supporting nature of the teachers in any situation.

Suggestions:

1. There is need to increase teacher staff, practical aid and library books.
 2. There is need to reduce writing work
 3. Teachers must talk to their students politely
 4. Nice improvement is necessary in some things
-